





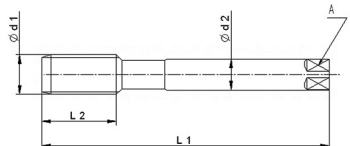
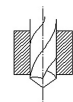
Maschi a macchina

imbocco corretto

M DIN 376-6H



						
GPB	GPB/TiCn	GPB/Tin	GPB/VAP			

									
D	Passo	L	l max/min	d ¹	A	Ø preforo	Prezzo	Prezzo	Prezzo
M 12	1,75	110	25/13	9	7	10,20	-	-	-
M 14	2	110	25/16	11	9	12	-	-	-
M 16	2	110	28/16	12	9	14	-	-	-
M 18	2,5	125	32/20	14	11	15,50	-	-	-
M 20	2,5	140	32/22	16	12	17,5	-	-	-
M 22	2,5	140	32/24	18	14,5	19,5	-	-	-
M 24	3	160	36/28	18	14,5	21	-	-	-
M 27	3	160	36/30	20	16	24	-	-	-
M 30	3,5	180	40/34	22	18	26,5	-	-	-
M 33	3,5	180	40/34	25	20	29,5	-	-	-
M 36	4	200	56/40	28	22	32	-	-	-
M 39	4	200	60/40	32	24	35	-	-	-
M 42	4,5	200	60/45	32	24	37,5	-	-	-
M 45	4,5	220	65/45	36	29	40,5	-	-	-
M 48	5	250	70/50	36	29	43	-	-	-
M 52	5	250	70/50	40	32	47	-	-	-
M 56	5,5	250	70/50	40	32	50,5	-	-	-
M 60	5,5	250	70/50	40	32	54,5	-	-	-
M 64	6	250	70/50	40	32	58	-	-	-